

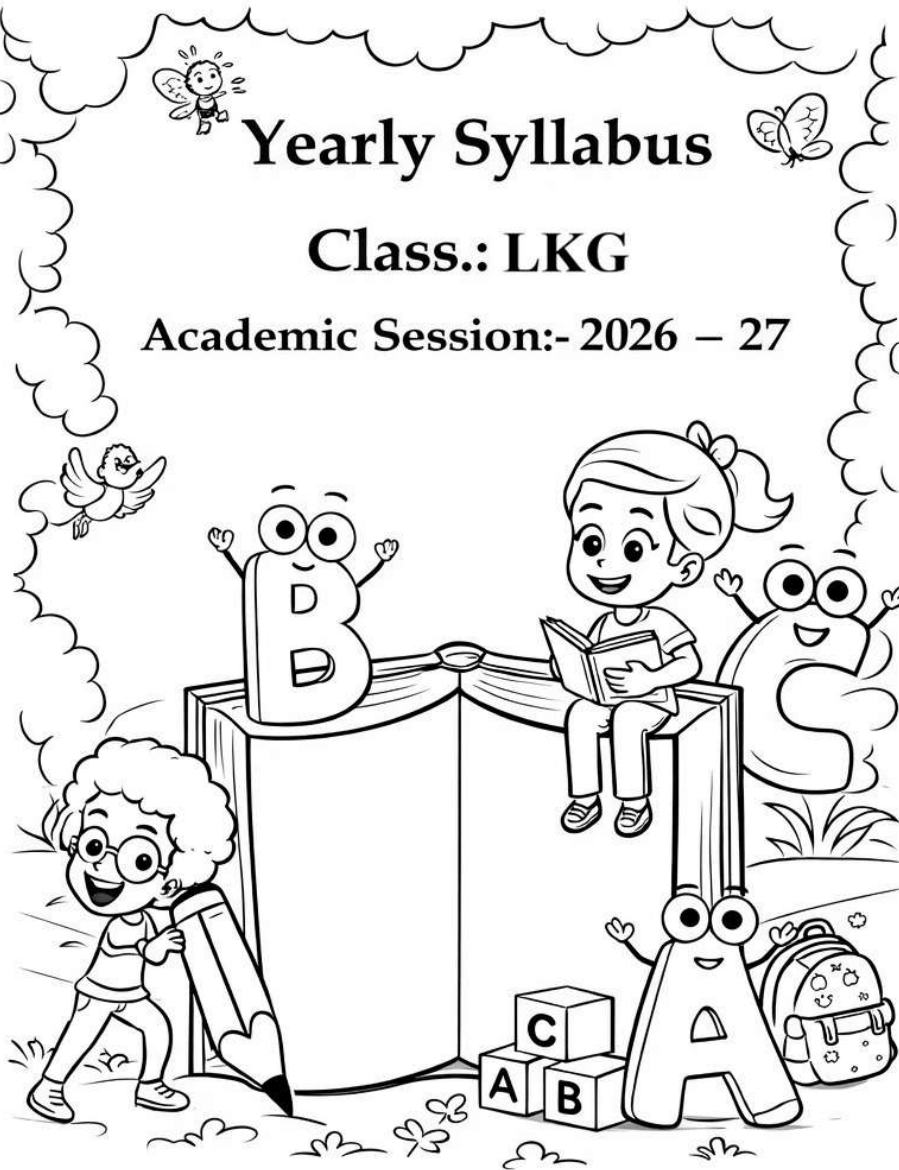


**Vishwa Bharti Public School,  
Sector-6, Dwarka**

**Yearly Syllabus**

**Class.: LKG**

**Academic Session:- 2026 – 27**





**SUBJECT: ENGLISH**

- **BOOKS: BERRY GARDEN PATTERN AND HANDWRITING**
- **BERRY GARDEN PHONICS**

Month	Topic	Experiential Learning Activities
<p><b>April and May</b></p>	<p><b>LISTENING &amp; SPEAKING SKILL</b>  <u>Action words</u>- sitting, standing, eating, drinking, laughing and crying  <u>Opposites</u>- big/small &amp;_happy/sad</p> <p><b>Interactive Line</b></p> <ul style="list-style-type: none"> <li>✚ Good morning.</li> <li>✚ May I come in?</li> <li>✚ May I drink water?</li> <li>✚ May I go to washroom?</li> <li>✚ Usage of 'please', 'thank you' &amp; 'sorry'.</li> </ul> <p><b>Oral &amp; Writing Skills</b></p> <p><b>Recognition of letters</b>- Aa, Bb, Cc, Dd &amp; Ee            *Sounds of different letters.            *Vocabulary related to letters</p> <p><b>Revision of strokes</b>- standing line ( ), sleeping line (--), slanting line (\), (/) &amp; curves ( ).            *Practice of capital &amp; small letters-Aa, Bb, Cc, Dd &amp; Ee            *Associated activities related to letters.</p>	<p><b>*A Hunt Game</b>- Find objects in class starting with Aa, Bb, Dd &amp; Ee  <b>*Action Game</b>-Do action like "act like an astronaut" or "fly like an aeroplane".  <b>*Sound Train</b>-Teacher says a sound and kids add word with that sound  <b>*Phonics Song</b>- Song related to sounds of letters.  <b>* Rhyme Time</b>-Rhymes related to letters.  <b>*Air Writing</b>- write letters in air using their fingers.</p>

<p><b>July</b></p>	<p><b>Listening &amp; Speaking Skills:</b>  Action words- walking, running, jumping, and skipping.  Opposites- open/close, start/finish.  <u><b>Interactive Lines-</b></u>  1. Please open my water bottle.  2. Please help me.  3. I have finished my fruit/lunch.  4. May I go to wash my hands?</p> <p><b>Oral &amp; Writing Skills:</b>  Revision of strokes.  <u>Letter and sound recognition-</u>  Introduction of capital and small letters Ff, Gg, Hh, Ii &amp; Jj  * Sound related to letters.  * Sound stories.  *Vocabulary related to letters  *Associated activities.</p>	<p><b>*Fish Pond Activity-</b> Create a pretend pond and let children catch paper fish.  <b>*Jump for the Sound-</b>Kids jump when they hear a target sound.  <b>* Alphabet Train-</b> Kids stand in line holding letter cards and say their letter.  <b>* Charades-</b> Act out an action word and kids name it.  <b>*Fast Flash-</b>show a picture quickly and kids name it fast.</p>
<p><b>August</b></p>	<p><b>Listening &amp; Speaking Skills:</b>  <u>Action words-</u> reading, writing, praying and sleeping.  <u>Opposites-</u> Come/go, Laugh/cry  <u>Interactive Lines-</u>  1. Please give me pencil.  2. Please give me eraser.  3. Please give me crayons.  4. I have finished my work.  Action words- reading, writing, praying and sleeping.</p> <p><b>Oral &amp; Writing Skills:</b>  *Letter and sound recognition- Introduction of capital letters Kk, Ll, Mm, Nn &amp; Oo.  *Phonics &amp; sound stories  *Vocabulary related to letters  *Associated activities.</p>	<p><b>*Kite Activity-</b> Show a real kite or picture; if possible, fly a kite in the playground.  <b>*Lion Roar Activity-</b> Children roar like a lion and learn the sound.  <b>* Monkey Jump-</b>Jump and act like a monkey.  <b>* Circle Drawing-</b> Draw circles related to the shape of O.  <b>* Air Writing-</b> write letters in air using their fingers.  <b>*Match It Up-</b> match letters with pictures of things that start with that letter.</p>

<p><b>September</b></p>	<p><b>Listening &amp; Speaking Skills:</b></p> <p><u><b>Action words-</b></u> crawling, hopping, jogging, and climbing.</p> <p><u><b>Opposites-</b></u> fast/slow, stop/go.</p> <p><u><b>Interactive Lines-</b></u> Revision of lines taught so far.</p> <p><b>Oral &amp; Writing Skills:</b></p> <p><u>*Letter and sound recognition-</u> Introduction of capital letters Pp, Qq, Rr, Ss and Tt.</p> <p>*Phonics &amp; sound stories</p> <p>*Vocabulary related to letters.</p> <p>*Associated activities.</p>	<p><b>* Parrot Talk Activity-</b> Children repeat words like parrot to practice.</p> <p><b>*Pass the Ball Game-</b> Pass a ball while saying words starting with letters.</p> <p><b>*Rabbit Hop-</b> Children hop like rabbits.</p> <p><b>*Sound Train-</b>Teacher says a sound and kids add word with that sound.</p> <p><b>*Alphabet Song</b> with Action-sing the ABC song.</p> <p><b>*Rhyme time-</b> letter related rhyming words.</p> <p><b>*Match it up-</b> Match letters with pictures of things that start with that letter.</p>
<p><b>October</b></p>	<p><b>Listening &amp; Speaking Skills:</b></p> <p><u><b>Action words-</b></u> Listening, talking, kicking and flying.</p> <p><u><b>Opposites-</b></u> day/night, good/bad</p> <p><u>Lines on the topic- 'My Mother'</u></p> <ol style="list-style-type: none"> <li>1. My mother's name is Mrs._____.</li> <li>2. She takes good care of me all the time.</li> <li>3. She prepares tasty food and teaches me good things.</li> <li>4. She plays games with me.</li> <li>5. I love my mother.</li> </ol> <p><b>Oral &amp; Writing Skills:</b></p> <p><u>*Letter and sound recognition-</u> Introduction of capital letters Uu, Vv, Ww, Xx and Yy</p> <p>*Phonics &amp; sounds related to letters</p> <p>* Vocabulary related to sounds.</p> <p>*Associated activities.</p>	<p><b>*Umbrella Activity-</b> Show a real umbrella; open and close it.</p> <p><b>* Vegetable Basket-</b> Show real vegetables and name them.</p> <p><b>*Watch Hands Activity-</b>Teach proper hand washing.</p> <p><b>*Wave Hands-</b> Wave and say "w says___</p> <p><b>* Alphabet Hopscotch-</b> kids jump on letter mats and say the sound.</p> <p><b>*Echo Game-</b> Teacher says a word and kids repeat it in different voices (whisper, loud, slow, fast).</p> <p><b>* Alphabet Fun Circle-</b> Children perform actions for each letter.</p>








<p><b>November</b></p>	<p><b>Listening &amp; Speaking Skills:</b></p> <p><u><b>Action words-</b></u> singing, dancing, throwing, and catching.</p> <p><u><b>Opposites-</b></u> hot/cold, hard /soft</p> <p><u>Lines on the topic-</u> My School</p> <ol style="list-style-type: none"> <li>1. The name of my school is Vishwa Bharati Public School.</li> <li>2. It is in sector 6, Dwarka.</li> <li>3. It has a big building and airy classrooms.</li> <li>4. I learn new things here each day.</li> <li>5. I love to go to my school.</li> </ol> <p><b>Oral &amp; Writing Skills:</b></p> <p>*Letter and sound recognition-Introduction of letter Zz</p> <p>*Revision of capital and small alphabets (Aa -Zz) along with phonics.</p> <p>*Vocabulary related to letters.</p> <p>*Associated activities like missing letters activity (capital A-Z).</p> <ul style="list-style-type: none"> <li>▪ What comes next (Aa- Zz).</li> </ul>	<p><b>*Zig-Zag Walk-</b> Children Walk in a Zig- Zag pattern.</p> <p><b>*Alphabet Hopscotch-</b> kids jump on letter mats and say the sound.</p> <p><b>*Alphabet parade-</b>Children hold objects for each letter and speak.</p> <p><b>*Action and Sound Game-</b> Children act &amp; say sound.</p> <p><b>* Alphabet Relay Race-</b> kids run to a board and write the next letter in sequence.</p> <p><b>* Alphabet Hunt</b> (find objects)</p>
<p><b>December</b></p>	<p><b>Listening &amp; Speaking Skills:</b></p> <p><u><b>Action words-</b></u> playing, bending, pulling, and pushing.</p> <p><u><b>Opposites-</b></u> near/far, new/old.</p> <p><b>Oral &amp; Writing Skills:</b></p> <p><u><b>Letter and sound recognition-</b></u> Revision of capital &amp; small letters (Aa to Zz)</p> <p>*Sounds related to letters.</p> <p>*Vocabulary</p> <p>*Associated activities.</p> <p>*Introduction of vowels (a, e, i, o and u).</p> <p>* Vowel a and e</p>	<p><b>*Act and Guess game-</b> One child act like a cat or uses a bat, other guess the word.</p> <p><b>*Real object learning-</b> Show objects like bag, cap, fan and say the word slowly.</p> <p><b>*Sound blending Activity-</b> Teacher says sounds: c/a/t - &gt;Children blend to say cat.</p> <p>* Picture Talk-Show pictures of pen, bed, hen and discuss.</p>

<p><b>Jan-27</b></p>	<p><b>Listening &amp; Speaking Skills:</b>  <u>Action words</u>- Revision of previous topics  <u>Opposites</u>- Revision of previous topics</p> <p><b>Oral &amp; Writing Skills:</b>  Revision of capital &amp; small letters (Aa to Zz)  *Sounds related to letters.  *Vocabulary  *Associated activities  * Vowel “i”</p>	<p><b>*Real objects or Picture talk-</b>  Show objects and pictures like pin, bin, lip  <b>*Sip and dip activity-</b>  Pretend to sip juice or dip a biscuit in milk.  <b>*Sit &amp; Hit Game-</b>Children sit when teacher says “sit”.  * Trace words in sand, flour or air.</p>
<p><b>February and March 2027</b></p>	<p><b>Listening &amp; Speaking Skills:</b>  Revision of recognition of capital A-Z and small a- z.</p> <p><u>Action words</u>- Revision of previous topics  <u>Opposites</u>- Revision of previous topics</p> <p><b>Oral &amp; Writing Skills:</b>  Revision of capital &amp; small letters (Aa to Zz)  *Sounds related to letters.  *Vocabulary  *Associated activities  * Vowel “o” and “u”</p>	<p><b>*Sun Action-</b> Strech arms like the sun.  <b>*Run &amp; Fun Game-</b> Children run when teacher says “Run”.  *Trace words in sand, flour or air.  <b>*Mini Story-</b> “A dog sat on a pot. The sun is hot.”  * Clap for “o” sound, jump for “u” sound.</p>





**SUBJECT: MATH**

**BOOK: BERRY GARDEN NUMERACY**

Month	Topic	Experiential Learning Activities
<p>April and May</p>	<p>Shape: Circle  <u>Pre-Number Concepts:</u> Big/Small Heavy/Light  <u>Oral Counting:</u> 1 to 10  <u>Written:</u> Counting from 0 to 5  *Associated activities related to numbers</p>	<p><b>*Circle Hunt-</b> Children find circular objects in the classroom.  <b>*Art Activity-</b> Make a Sun or smiley using circle.  <b>*Object Comparison-</b> Show big and small toys; ask children to identify.  <b>*Sorting Game-</b>Sort objects in to big &amp; small baskets.  <b>*Guessing Game-</b>Ask; Which is heavy? Which is light?  <b>*Clap &amp; Count</b>  <b>*Number Hunt-</b> Find numbers 1 to 5 in classroom charts.</p>



July	<p><u>Pre-Number Concepts:</u>  Long /Short  Tall/Short  <u>Shape:</u> Rectangle  <u>Oral Counting:</u> 1 to 20  <u>Written:</u> Counting from 6 to 10  *Associated activities related to numbers</p>	<ul style="list-style-type: none"> <li> <b>Rectangle Hunt-</b> Find rectangular objects in class.</li> <li> <b>Art Activity-</b> Make a house using rectangles.</li> <li> <b>Body Movement Activity-</b> Stretch arms wide for “long”, bring hands close for “short”</li> <li> <b>Height Comparison-</b> Compare height of children.</li> <li> <b>Jump and Count</b></li> <li> <b>Object Counting</b></li> <li> <b>Finger Counting</b></li> </ul>
August	<p><u>Pre-Number Concepts:</u>  Thick/Thin  More or Less  <u>Shape:</u> Square  <u>Oral Counting:</u> 1 to 30  <u>Written:</u> Counting from 11 to 15  *Associated activities related to numbers.</p>	<ul style="list-style-type: none"> <li>❖ <b>Tracing Activity-</b> Trace square in air or notebook.</li> <li>❖ <b>Square Hunt-</b> Find square objects in the classroom.</li> <li>❖ <b>Sorting Game-</b> Separate thick and thin objects.</li> <li>❖ <b>Clay Activity-</b> Roll clay into thick and thin shapes.</li> <li>❖ <b>Object Comparison-</b> Show two groups of items.</li> <li>❖ <b>Pouring Activity-</b> Pour water or grains into two containers and compare.</li> <li>❖ <b>Number Cards Game-</b> Arrange number cards in order.</li> </ul>
September	<p><u>Pre-Number Concepts:</u>  Same and Different  Odd One Out  <u>Shape:</u> Triangle  <u>Oral Counting:</u> 1 to 40  <u>Written:</u> Counting from 16 to 20  *Associated activities related to numbers.</p>	<ul style="list-style-type: none"> <li>➤ <b>Triangle Hunt</b> – Find triangle shaped objects.</li> <li>➤ <b>Body Triangle Activity-</b> Make a triangle using arms and fingers.</li> <li>➤ <b>Tracing Activity-</b> Trace triangle in air or notebook.</li> <li>➤ <b>Classroom observation-</b> Find things that are same and different.</li> <li>➤ <b>Object Matching-</b> Show two identical objects and one different-identify same and different.</li> <li>➤ <b>Object Game-</b> Place the items-find the odd one.</li> <li>➤ <b>Clap &amp; Count</b></li> </ul>

October	<p><u>Pre-Number Concepts:</u> Near and Far Above, Middle and Below <u>Shape:</u> Revision of shapes <u>Oral Counting:</u> 1 to 50 <u>Written:</u> Counting from 21 to 25 *Associated activities related to numbers.</p>	<ul style="list-style-type: none"> <li>▪ <b>Object Distance Game-</b> Place one object near and another far. Ask children to identify.</li> <li>▪ <b>Throw the Ball-</b>Throw the ball near and far.</li> <li>▪ <b>Object placement Game-</b> Place a toy: Above the table Middle of the table Below the table.</li> <li>▪ <b>Jump and Count</b></li> <li>▪ <b>Object Counting</b></li> </ul>
November	<p><u>Pre-Number Concepts:</u> Left and Right Full/Empty <u>Shape:</u> Semi Circle <u>Oral Counting:</u> 1 to 60 <u>Written:</u> Counting from 26 to 30 *Associated activities related to numbers.</p>	<p>*<b>Action Game-</b> Teacher says- Raise your right/left hand. *<b>Follow the leader-</b> Turn left, turn right while walking in a line. *<b>Water Play-</b> Show a full glass and an empty glass. *<b>Fill the Container Activity-</b> Fill cups with sand/water and observe full vs empty. *<b>Number Arrangement</b> *<b>Clap &amp; Count</b> *<b>Object Counting</b></p>
December	<p><u>Pre-Number Concepts:</u> Before and After Between Complete <u>Shape:</u> oval <u>Oral Counting:</u> 1 to 70 <u>Written:</u> Counting from 31 to 35 *Associated activities related to numbers.</p>	<p>*<b>Daily Routine Discussion-</b> Ask: “What do you do before coming to school?” “What do you do after lunch?” *<b>Line-Up Game-</b> Children stand in a line; Ask who is before and after a child. *<b>Standing Position Game-</b>Place one child between two others. *<b>Object Placement</b> – Put a toy between two books. *<b>Puzzle Completion-</b> Complete simple puzzles. * <b>Pattern Completion</b> * <b>Picture Completion-</b> Complete half drawn pictures.</p>
January-2027	<p><u>Pre-Number Concepts:</u> Revision of Pre-Number Concepts <u>Shape:</u> Revision <u>Oral Counting:</u> 1 to 80 <u>Written:</u> Counting from 36 to 40 *Associated activities related to numbers.</p>	<ul style="list-style-type: none"> <li>● <b>Shape Hunt-</b> Children find different shapes in the classroom.</li> <li>● <b>Shape Sorting Shapes</b></li> <li>● <b>Object Comparison</b></li> <li>● <b>Sorting Activity-</b>Group objects based on size, length and quantity.</li> <li>● Fill missing numbers.</li> <li>● <b>Action Game-</b> Teacher says: Big/Small- Body action Between- stand in middle</li> </ul>

February and March 2027	<u>Pre-Number Concepts:</u> Revision of Pre-Number Concepts <u>Shape:</u> Revision <u>Oral Counting:</u> 1 to 100 <u>Written:</u> Counting from 41 to 50 *Associated activities related to numbers.	 Make a picture using different shapes.  <b>Object Comparison</b>  Classroom Observation  <b>Action Game</b> Big- stretch Small- curl Tall- Stand straight Short- bend Heavy-pretend lifting Light- Lift easy
-------------------------	--	---

**SUBJECT: EVS**

**BOOK: BERRY GARDEN GENERAL AWARENESS**

Month	Topic	Experiential Learning Activities
April and May	<ul style="list-style-type: none"> <li>● About Me</li> <li>● Making Friends</li> <li>● My Family</li> <li>● Family Time</li> <li>● My House</li> <li>● Be Safe at Home</li> <li>● Summer Season</li> </ul>	 <b>Myself Chart</b> - Paste their photo and talk about “I am a boy/girl”.  <b>Friendship Circle</b> - Children introduce themselves to a partner.  <b>Smile &amp; Greet Game</b> - Practice saying “Hello”, “Thank you”.  <b>Family Photo Talk</b> -Show family photo and talk about members.  <b>Fruit Tasting</b> -Eat summer fruits.
July	<ul style="list-style-type: none"> <li>❖ My School</li> <li>❖ My Classroom</li> <li>❖ Places in My School</li> <li>❖ Safety in Playground</li> <li>❖ Season- Rainy Season</li> </ul>	<ul style="list-style-type: none"> <li>● <b>School Tour</b>- Take children around the school.</li> <li>● <b>Show &amp; Tell</b>- Children talk about their school.</li> <li>● <b>Classroom Observation</b>-Identify objects.</li> <li>● <b>Visit Different Places</b>- Library, playground, washroom, office.</li> <li>● <b>Rainy Items Display</b></li> <li>● <b>Dress-Up Activity</b>-Children pretend to wear raincoat and use umbrella.</li> </ul>
August	<ul style="list-style-type: none"> <li>➤ Body Parts</li> <li>➤ Cleanliness</li> <li>➤ My Daily Routine</li> <li>➤ Actions</li> <li>➤ Independence Day</li> <li>➤ Raksha Bandhan</li> </ul>	<ul style="list-style-type: none"> <li>➤ <b>Body Parts Game</b>-Touch and name body parts.</li> <li>➤ <b>Action Song</b></li> <li>➤ <b>Hand Wash Activity</b>-Demonstrate proper handwashing activity.</li> <li>➤ <b>Role Play</b>- Act daily activities like brushing, eating etc.</li> <li>➤ Change the action game.</li> </ul>

Sept	<ul style="list-style-type: none"> <li>➤ Work People Do</li> <li>➤ Western Musical Instruments.</li> <li>➤ Indian Musical Instruments</li> <li>➤ Janmashtami</li> <li>➤ Our Neighbourhood</li> </ul>	<ul style="list-style-type: none"> <li>● <b>Role Play:</b> Act out as doctor, teacher etc.</li> <li>● <b>Visit:</b> Talk to school helpers.</li> <li>● <b>Sound Listening</b></li> <li>● <b>Instrument Imitation-</b> Pretend to play guitar or drum.</li> <li>● Janmashtami Celebration.</li> </ul>
Oct	<ul style="list-style-type: none"> <li>▪ Gandhi Jayanti</li> <li>▪ Dussehra</li> <li>▪ Parts of a Plant</li> <li>▪ Plant Life Cycle <ul style="list-style-type: none"> <li>● Growing a Plant</li> </ul> </li> </ul>	<ul style="list-style-type: none"> <li>▪ <b>Cleanliness Drive</b></li> <li>▪ <b>Story Time-</b> Simple story of good over evil.</li> <li>▪ <b>Good Habits Discussion-</b> Talk about being good and kind.</li> <li>▪ <b>Real Plant Observation-</b> Show a real plant and identify root, stem, leaves, flower etc.</li> <li>▪ Story of a Seed.</li> <li>▪ Dussehra celebration</li> </ul>
Nov	<ul style="list-style-type: none"> <li>▪ Fruits We Eat</li> <li>▪ Vegetables We Eat</li> <li>▪ Food for Good Health</li> <li>▪ Hygienic Food</li> <li>▪ Diwali</li> <li>▪ Children's Day</li> </ul>	<ul style="list-style-type: none"> <li>🎨 Fruit Tasting Activity- Let children taste fruits.</li> <li>🎨 Vegetable Identify</li> <li>🎨 Role Play- Vegetable Market Activity.</li> <li>🎨 Healthy vs Junk Food- Identify healthy and unhealthy food.</li> <li>🎨 Activities related to Diwali.</li> <li>🎨 Diwali celebration</li> <li>🎨 Story Time- Story of Diwali</li> <li>🎨 Children's Day celebration</li> </ul>
Dec	<ul style="list-style-type: none"> <li>● Pet Animals</li> <li>● Wild Animals</li> <li>● Domestic Animals</li> <li>● Animal Babies</li> <li>● Christmas</li> </ul>	<ul style="list-style-type: none"> <li>● <b>Show &amp; Tell-</b> Children talk about their pet.</li> <li>● <b>Role Play-</b> Act like a pet (bark like a dog, meow like a cat)</li> <li>● <b>Animal Sounds Game:</b> Make animal sounds and guess the animal.</li> <li>● <b>Animal Habitats Discussion:</b> Discuss where different animals live.</li> <li>● <b>Christmas Celebration</b></li> <li>● <b>Activities related to Christmas.</b></li> </ul>
Jan-27	<ul style="list-style-type: none"> <li>❖ Seasons in a Year</li> <li>❖ Road Transport</li> <li>❖ Air Transport</li> <li>❖ Water Transport</li> <li>❖ Traffic Light</li> <li>❖ Safety on the Road</li> <li>❖ Republic Day</li> </ul>	<ul style="list-style-type: none"> <li>● <b>Sound Game- Play vehicles sound and identify.</b></li> <li>● <b>Picture Talk- Show pictures of vehicles and ask children to name them.</b></li> <li>● <b>Vehicles Sorting</b></li> <li>● <b>Paper Plane Activity</b></li> <li>● <b>Republic Day celebration</b></li> </ul>

February and March 2027	<ul style="list-style-type: none"> <li>• Flowers around Us</li> <li>• Clothes We Wear</li> <li>• Birds around Us</li> </ul>	<ul style="list-style-type: none"> <li>• <b>Flower Observation</b>-Show real flowers</li> <li>• <b>Garden Visit</b>- Take children to the garden to see different flowers.</li> <li>• <b>Bird Watching</b>- Observe birds around school/home</li> </ul>
-------------------------	---	---

**SUBJECT: HINDI**

**BOOKS: BERRY GARDEN B BALGEET**

- **BERRY GARDEN MERA PEHLA AKSHAR LEKHAN-B**
- **BERRY GARDEN MERA PEHLA SWAR GYAN-B**

Month	Topic	Experiential Learning
JULY	स्वरोँ का मौखिक व लिखित परिचय- अ और आ	<ul style="list-style-type: none"> <li>• चित्र को अलग-अलग रंगो से भरकर उनकी पहचान करना।</li> <li>• अक्षर को दोहरा कर याद करना।</li> <li>• अक्षर से अनेक शब्दों का उच्चारण करना इत्यादि। चित्र देखकर वर्णन करना।</li> <li>• गोल घूमो, स्वरबोलो – बच्चे गोल घूमें, शिक्षक स्वर कहें, जिस पर रुके वह उस स्वर से शब्द बोले।</li> </ul>
AUGUST	स्वरोँ का मौखिक व लिखित परिचय- अं और अः	<ul style="list-style-type: none"> <li>• सुन कर बोलना अथवा याद करना।</li> <li>• चित्र वर्णना।</li> <li>• आवाज़ पहचानकर अक्षर पहचानो।</li> <li>• हर अक्षर से सम्बंधित शब्दकोश।</li> <li>• अक्षर से सम्बंधित कहानी वर्णन।</li> <li>• बूझो तो जानो – शिक्षक स्वर से जुड़ी पहेली पूछें, बच्चे उत्तर दें।</li> <li>• चित्र पहचानो – शिक्षक चित्र दिखाएँ, बच्चे स्वर से संबंधित शब्द बोलें।</li> </ul>

SEPTEMBER	स्वरों का मौखिक व लिखित परिचय- उ और ऊ	<ul style="list-style-type: none"> <li>• हर अक्षर को अलग-अलग रंगों से भरकर उनकी पहचान करना।</li> <li>• स्वर तालियाँ – शिक्षक एक स्वर बोले, बच्चे उसी स्वर से शुरू होने वाला कोई शब्द बोलकर ताली बजाएँ।</li> <li>• उस अक्षर को दोहराकर याद करना।</li> <li>• अक्षर से अनेक शब्दों का उच्चारण करना इत्यादि।</li> <li>• चित्र देखकर वर्णन करना।</li> </ul>
OCTOBER	स्वरों का मौखिक व लिखित परिचय- ओ और औ	<ul style="list-style-type: none"> <li>• पुनरावृत्ति - मौखिक व लिखित स्वर अ से अः तक। <ul style="list-style-type: none"> <li>▪ सुनकर बोलना अथवा याद करना।</li> <li>▪ चित्र वर्णन।</li> <li>▪ आवाज़ पहचानकर अक्षर पहचानो।</li> <li>▪ हर अक्षर से सम्बंधित शब्दकोश।</li> <li>▪ अक्षर से सम्बंधित कहानी वर्णन।</li> </ul> </li> </ul>
NOVEMBER	स्वरों का मौखिक व लिखित परिचय- ए और ऐ	<ul style="list-style-type: none"> <li>• मिलान करो।</li> <li>• चित्र पहचानकर सही अक्षर पर गोला लगाएं।</li> <li>• अक्षर पहचानकर सही चित्र में रंग भरें।</li> <li>• अक्षर पहचानकर सही चित्र में गोला लगाएं।</li> <li>• आवाज़ पहचानकर अक्षर पहचानो।</li> </ul>
DECEMBER	स्वरों का मौखिक व लिखित परिचय- इ, ई और ऋ	<ul style="list-style-type: none"> <li>• मिलान करो।</li> <li>• चित्र पहचानकर सही अक्षर पर गोला लगाएं।</li> <li>• अक्षर पहचानकर सही चित्र में रंग भरें।</li> <li>• अक्षर पहचानकर सही चित्र में गोला लगाएं।</li> <li>• आवाज़ पहचानकर अक्षर पहचानो।</li> </ul>

**SUBJECT: ART & CRAFT****BOOK: BERRY GARDEN ART & CRAFT**

Month	Experiential Learning Activities
April and May	<ul style="list-style-type: none"><li>• Doodle and colour the balloons as indicated.</li><li>• Colour the ice-cream with crayons.</li><li>• Let us make a card with fork painting.</li><li>• Mango (Paper craft)</li></ul>
July	<ul style="list-style-type: none"><li>• Colour the bird house with crayons</li><li>• Complete the pot by tracing its other half and colour it.</li><li>• Mushroom (Bindi pasting)</li><li>• Colour the kite as indicated</li></ul>
August	<ul style="list-style-type: none"><li>• Colour the monkey as crayons.</li><li>• Colour the starfish as indicated.</li><li>• Yacht (Origami)</li><li>• Colour the castle with crayons.</li></ul>
September	<ul style="list-style-type: none"><li>• Colour the guitar.</li><li>• Colour the turnip with crayons.</li><li>• Join the dots and colour to complete the picture.</li><li>• Colour the vase.</li></ul>
October	<ul style="list-style-type: none"><li>• Colour the picture of a famous story "The Fox and the Grapes".</li><li>• Colour the snail and paste foil paper in its spots as shown.</li><li>• Tree (Thumb painting)</li></ul>
November	<ul style="list-style-type: none"><li>• Follow the steps to draw a bird and colour it.</li><li>• Colour your hand and fingers in yellow poster colour and make impression in the space provided to make the hen family.</li><li>• Pencil shaving craft.</li></ul>
December	<ul style="list-style-type: none"><li>• Colour the aquarium with crayons.</li><li>• Colour the picture as indicated by the colour codes.</li><li>• Use the grid to draw the picture and colour.</li></ul>
Jan-27	<ul style="list-style-type: none"><li>• Follow the steps to complete the penguin.</li><li>• Airplane craft</li></ul>
February and March 2027	<ul style="list-style-type: none"><li>• Tulip (Fork painting)</li><li>• Join the dots and colour the picture.</li><li>• Thumb painting</li></ul>

**SUBJECT: RHYME & STORY TIME (English & Hindi)**

- BERRY GARDEN बालगीत
- BERRY GARDEN STORIES

**STORY TIME**

- The Ant and the Dove
- The Fox and The Stork
- The Goose that laid Golden Eggs
- Four Friends

Month	Topic
April and May	 Bits of Paper  Teddy Bear  God  Eight Big Fingers  कौआ और कोयल  सवेरा, प्रार्थना
July	 My Family  Ten Little Indian  Five Little Monkeys  One Two  छतरी  चार नौकर
August	 Fish  Little Miss Muffet  Wee Willie Winkie  वीर सिपाही  पतंग
Sept	 There was a little girl  The Crooked Man  Two Sisters  My Doll House  बिल्ली गई दिल्ली  हाथी
Oct	 Hey Diddle, Diddle  My Dog Timmy  Lovely Gifts  Rock-a-Bye Baby  मेरा घोड़ा  बन्दरिया

Nov	<ul style="list-style-type: none"> <li>🚦 Red Light</li> <li>🚦 Three Blind Mice</li> <li>🚦 डाकिया आया</li> <li>🚦 दिवाली</li> </ul>
Dec	<ul style="list-style-type: none"> <li>🚦 Months of the Year</li> <li>🚦 Mary Had a Little Lamb</li> <li>🚦 Simple Simon</li> <li>🚦 तारे</li> <li>🚦 गेंद</li> </ul>
Jan-27	<ul style="list-style-type: none"> <li>🚦 Ride Away, Ride Away</li> <li>🚦 Pat-a-Cake</li> <li>🚦 बढ़ते कदम</li> <li>🚦 मीठी बोली</li> </ul>
February and March 2027	<ul style="list-style-type: none"> <li>🚦 Squirrel, Squirrel</li> <li>🚦 Pussy Cat</li> <li>🚦 Hello! Mr. Bunny Rabbit</li> <li>🚦 चिड़िया, ताली बजाओ</li> </ul>

### **STRUCTURED CONVERSATION**

Month	Topic
April and May	<p><b>Self-Introduction/Myself:</b></p> <p>Q1. What is your name? A1. My name is _____. I am a boy/girl.</p> <p>Q2. How old are you? A2. I am _____ years old.</p> <p><b>My Home:</b></p> <p>Q1. Name a few things that we see in our kitchen. A. Microwave, fridge, utensils, gas stove.</p> <p>Q2. Where do you see the sofa? A. Drawing room.</p> <p>Q3. Where do we see a bucket and a mug? A. Bathroom.</p> <p>Q4. Name two things we keep in our dining room. A. Dining table and chairs.</p> <p>Q5. In which room do we sleep? A. Bedroom.</p> <p>Q6. Name three things we keep in our study room. A. Pencils, books, and colours.</p> <p>Q7. How many rooms do you have in your home? A. _____ rooms.</p>

	<p><b>SUMMER SEASON:</b></p> <p>Q1. What kind of clothes do we wear in summer season? A. Light cotton clothes.</p> <p>Q2. Name the fruits we eat in summer season. A. Mango, watermelon, muskmelon, grapes.</p> <p>Q3. What do we drink in summer season? A. Coconut water, juice and lemonade.</p> <p>Q4. How do we protect ourselves from sun rays during summer season? A. We use umbrella, sun glasses and hat.</p>
July	<p><b>MY SCHOOL</b></p> <p>Q1. In which class do you study? A. I study in class L.KG.</p> <p>Q2. What is the name of your school? A. Vishwa Bharati Public School.</p> <p>Q3. What do you carry in your school bag? A. Books, school diary, lunch box, pencil box, colours and water bottle.</p> <p>Q4. Name different rooms in our school. A. Class room, activity room, music room, library etc.</p> <p>Q5. Who are the people you see in the school? A. Principal ma'am, teachers, drivers, gardener, sweepers, guard etc.</p> <p><b>RAINY SEASON</b></p> <p>Q.1 How many colours are there in a rainbow? Ans- There are seven colours in a rainbow.</p> <p>Q. No. 2 – What do we use when we go out in the rain? Ans. We use raincoat, umbrella and gumboots when we go out in the rain.</p> <p>Q. No. 3- Which animal likes to sing when it rains? Ans. Frog</p> <p>Q. No.- 4- Name the bird which likes to dance in rain? Ans. Peacock</p> <p>Q. No. 5- In which season we enjoy eating corns and mushroom? Ans. Rainy Season</p>

<p>August</p>	<p><b>My Body:</b>  Q1. Name five body parts.  A. Head, legs. Arms, eyes and nose.  Q2. Which body part is used for hearing?  A. Ears  Q3. What helps you to breathe and smell?  A. Nose  Q4. What helps you to see?  A. Eyes  Q5. What helps you to taste food?  A. Tongue  <b>Independence Day:</b>  Q1. What is the name of our country?  A. India.  Q2. When is Independence Day celebrated?  A. 15th August.  Q3. What are the colours in our national flag?  A. Saffron, white and green.</p>
<p>Sept</p>	<p><b>Our Helpers / People in our neighbourhood:</b>  Q1. Who gives us medicine when we are sick?  A. Doctor  Q2. Who brings milk to our home?  A. Milkman  Q3. Who stitches our clothes?  A. Tailor  Q4. Who teaches us in school?  A. Teacher  Q5. Who mends our shoes?  A.-Cobbler  Q6. Who drives the bus?  A. Driver  Q7. Who flies an airplane?  A. Pilot  Q8. Who sails the ship?  A. Sailor  Q9. Who cuts our hair?  A. Barber  Q10. Who guards our country?  A. Soldiers  Q11. Who fits lights and fans?  A. Electrician   <b>Places we see in our neighbourhood:</b>  Q1. Where do we go when we are sick?  A. Hospital</p>

	<p>Q2. Where are thieves locked up? A. Police station</p> <p>Q3. Where do we go to study? A. School</p> <p>Q4. Where do we go to play? A. Park</p> <p>Q5. Where do we go to buy things? A. Market</p> <p>Q6. Where do airplanes land? A. Airport</p> <p><b>TEACHER’S DAY</b></p> <p>Q.1 When do we celebrate Teacher’s Day? Ans. We celebrate Teacher’s Day on 5<sup>th</sup> September.</p> <p>Q.No.2 Why do we celebrate Teacher’s Day? Ans. We celebrate Teacher’s Day to mark the birth anniversary of Dr. Sarvepalli Radhakrishnan.</p> <p><b>JANAMASHTAMI</b></p> <p>Q.1 Whose birthday do we celebrate on Janmashtami? A. We celebrate the birthday of Lord Krishna.</p> <p>Q.2 What did Krishna love to eat? A. He loved butter.</p> <p>Q.3 What is Krishna’s favorite musical instrument? A. Flute</p>
Oct	<p><b>Dussehra:</b></p> <p>Q1. Why do we celebrate Dussehra festival? A. Lord Rama killed Ravana who was an evil king.</p> <p>Q2. Who killed Ravana? A. Lord Ram</p> <p>Q3. Who was the king of Lanka? A. Ravana</p> <p>Q4. Who was Lord Rama’s wife? A. Sita</p> <p>Q5. Who was the king of Ayodhya? A. Lord Ram</p> <p><b>Gandhi Jayanti:</b></p> <p>Q1. When is Gandhi Jayanti celebrated? A. 2nd October.</p> <p>Q2. Why do we celebrate Gandhi Jayanti? A. We celebrate the birthday of Mahatma Gandhi.</p>
November	<p><b>Diwali:</b></p> <p>Q1. Which festival is called the festival of lights? A. Diwali</p> <p>Q2. What do we do on Diwali? A. We light diyas, decorate our houses and exchange sweets.</p>

	<p>Q3. Who do we worship on Diwali? A. We worship Goddess Lakshmi and Lord Ganesha.</p> <p><b>Children's Day:</b> Q1. When do we celebrate Children's Day? A. We celebrate Children's Day on 14th November. Q2. Why do we celebrate Children's Day? A. We celebrate the birthday of Pandit Jawaharlal Nehru. He loved children and they called him Chacha Nehru.</p>
Dec	<p><b>Winter Season:</b> Q1. What do we feel during winter season? A. We feel cold during winter season. Q2. What type of clothes do we wear in winter? A. We wear woollen clothes. Q3. Name some winter clothes. A. Sweater, muffler, woollen gloves and cap. Q4. What do we like to drink in winter season? A. Hot milk, soup, tea and coffee. Q5. Name 3 winter fruits. A. Orange, apple and guava. Q6. Name few winter vegetables. A. Cauliflower, peas, spinach, radish and carrot.</p> <p><b>Wild Animals:</b> Q1. Name five wild animals. A. Lion, tiger, elephant, giraffe, and zebra. Q2. Which animal has black and white stripes on its body? A. Zebra. Q3. Which wild animal is called the king of the jungle? A. Lion. Q4. Which is the largest wild animal? A. Elephant. Q5. Which wild animal has a long neck? A. Giraffe. Q6. Which wild animal likes to eat honey? A. Bear. Q7. Which is the fastest running animal? A. Cheetah.</p> <p><b>Pet Animals:</b> Q1. Name five pet animals. A. Dog, cat, fish, rabbit, and parrot. Q2. Where do we keep the fish? A. Aquarium.</p> <p><b>Water Animals:</b> Q1. Name five water animals. A. Fish, octopus, starfish, seahorse, and turtle.</p>

Q2. Which is the largest water animal?

A. Whale

Q3. Name three animals that can live in water and land.

A. Crocodile, turtle, and frog.

**Farm Animals:**

Q1. Name five farm animals.

A. Hen, cow, goat, pig, and sheep.

Q2. What does the cow give us?

A. Milk

Q3. What does the hen give us?

A. Eggs

Q4. What does the sheep give us?

A. Wool

Q5. Which animals help us to carry loads?

A. Donkey, horse, and camel.

Q6. What can we make with milk?

A. Ghee, butter, and curd.

**Birds:**

Q1. Where do birds live?

A. Nest

Q2. How do birds fly?

A. Birds fly with

Q3. Which bird gives us eggs?

A. Hen.

Q4. Name two birds which can swim in water?

A. Swan and duck.

**Christmas:**

Q1. When is Christmas celebrated?

A. 25th December.

Q2. Why do we celebrate Christmas?

A. We celebrate the birthday of lord Jesus Christ.

Q3. Who brings us gifts on Christmas?

A. Santa Claus.

<p>Jan-26</p>	<p><b>Means of Transport:</b></p> <p>Q1. Name the different modes of transport. A. Land, water, and air transport.</p> <p>Q2. Name four means of air transport. A. Aero plane, hot air balloon, rocket, and helicopter.</p> <p>Q3. How many wheels does the scooter have? A. Two wheels.</p> <p>Q4. How many wheels does the car have? A. Four wheels.</p> <p>Q5. Which is the fastest means of transport? A. Air transport.</p> <p>Q6. Which land transport runs on tracks? A. Trains and metro.</p> <p>Q7. Name three means of land transport. A. Car, scooter, and bus.</p> <p>Q8. Name three water transports. A. Ship, boat, and submarine.</p> <p><b>REPUBLIC DAY:.</b></p> <p>Q1. When do we celebrate Republic Day? A. We celebrate Republic Day on 26th January.</p> <p>Q2. What is the name of our Prime Minister? A. The name of our Prime Minister is Shri Narendra Modi ji.</p>
<p>February and March 2026</p>	<p><b>FLOWERS:</b></p> <p>Q1. Name any five flowers. A. Rose, lotus, sunflower, marigold and jasmine.</p> <p>Q2. Name the national flower. A. Lotus is our national flower.</p> <p>Q3. Name two flowers that grow in water. A. Lotus and lily grow in water.</p> <p><b>DAYS AND MONTHS:</b></p> <p>Q1. How many days are there in a week? A. There are seven days in a week.</p> <p>Q2. Which is the first day of the week? A. Monday is the first day of the week.</p> <p>Q3. Which is the last day of the week? A. Sunday is the last day of the week.</p> <p>Q4. How many months are there in a year? A. There are twelve months in a year.</p>